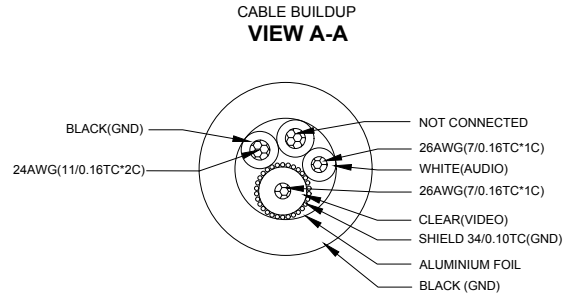
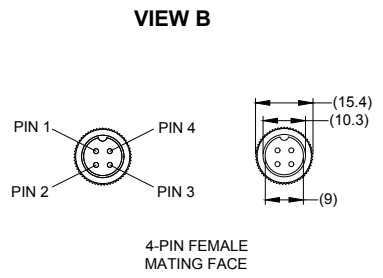
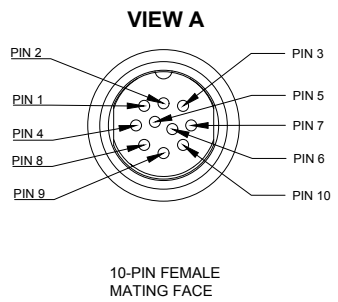
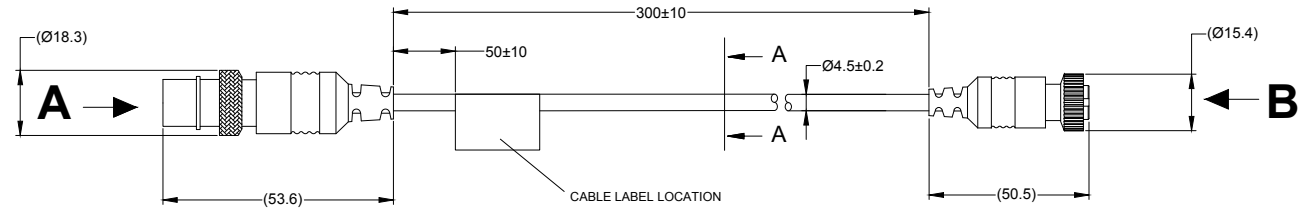


Revision Notes				
-				
APA:	Drawn:-	Checked:-	Approved:-	Date: -



PIN #	WIRE COLOUR	DESCRIPTION
1	N.C	N.C
2	BLACK	GND
3	N.C.	N.C.
4	N.C	N.C
5	WHITE	AUDIO
6	BLACK	GND
7	N.C	N.C
8	N.C	N.C
9	BLACK	GND
10	CLEAR	VIDEO

PIN #	WIRE COLOUR	DESCRIPTION
1	N.C	N.C
2	BLACK	GND
3	WHITE	AUDIO
4	CLEAR	VIDEO



LABEL SPECIFICATIONS
 1. ALL LABELS SHOULD BE WHITE/SILVER.
 2. ALL INK SHOULD BE PERMANENT.
 3. ALL TEXT PRINTED SHOULD BE 3MM.

NOTES:
 1. REFERENCE INSTRUCTION GUIDE FOR FUNCTIONALITY
 2. ANY CUSTOMER MODIFICATION OF THIS PRODUCT CAUSING SUBSEQUENT FAILURE IS NOT A LIABILITY OF BRIGADE ELECTRONICS GROUP PLC.
 3. FOR CABLE LABEL REFER TO LATEST REVISION OF DRAWING BE-003113-XX-15.

PROPRIETARY NOTICE
 THIS DESIGN AND TECHNICAL INFORMATION APPEARING ON THIS DRAWING IS THE PROPERTY OF BRIGADE ELECTRONICS, AND IS DISCLOSED IN CONFIDENCE. IT IS NOT TO BE COPIED, REPRODUCED, REVEALED TO OR EXPROPRIATED BY OTHERS, EITHER IN WHOLE OR IN PART WITHOUT THE EXPRESS WRITTEN CONSENT OF BRIGADE ELECTRONICS.



Assembly Pl Approval P.YANG	Approved by B.JOHN	Checked by P.MISSEN	Drawn by L.PILLAY
Angle of Projection 	Units mm	Scale N/A	Released 21/07/15
	Status RELEASED	MDR-400-VOC	
	Part No 4879	BE-003099-00-15	